

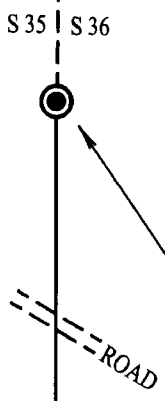
# PLAT OF SURVEY

LOCATED IN

SOUTH 1/2 OF THE SECTION LINE COMMON  
TO SECTIONS 35 AND 36, T. 32 S., R. 1 E., W.M.

JACKSON COUNTY, OREGON

MAY 28, 2004



1/4 CORNER  
 FD. COUNTY LEAD FILLED BELL REDUCER  
 ON 3/4 IN. I. PIPE  
 FROM WHICH I FOUND B.T.'S ESTABLISHED BY  
 THE COUNTY, NOT MEASURED THIS SURVEY:  
 (A W. FIR 17 IN. DIAM. BEARS S 66° E, 13.10 FT.)  
 (A D. FIR 12 IN. DIAM. BEARS WEST 27.66 FT.)  
 NEW B.T.'S:  
 A D. FIR 6 IN. DIAM. BEARS S 14° W, 44.2 FT.  
 SCRIBED "1/4 S 35 BT"  
 A W. FIR 8 IN. DIAM. BEARS N 34° W, 10.35 FT.  
 SCRIBED "1/4 S 35 BT"

REGISTERED  
 PROFESSIONAL  
 LAND SURVEYOR

*Raymond W. Wytcherley*

OREGON  
 JULY 25, 1995  
 RAYMOND W. WYTCHERLEY  
 2724

EXPIRES JUNE 30, 2004

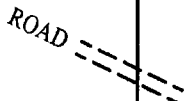
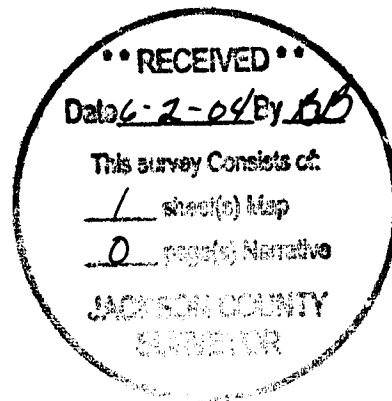
BASIS OF BEARINGS GLO PLAT  
 N 0°00'00" W  
 2623.43'



SCALE: 1" = 200'

NARRATIVE:  
 THE PURPOSE OF THIS SURVEY IS TO MARK THE LINE AS  
 SHOWN ON THIS PLAT. THE LINE WAS MARKED WITH  
 PAINTED BLAZES, T-POSTS AND BOISE CASCADE PROPERTY  
 LINE TAGS. I FOUND AND HELD THE MONUMENTS AS SHOWN  
 ON THIS PLAT.

THIS SURVEY WAS PERFORMED USING A NIKON DTM 520  
 TOTAL STATION WITH A HP 48GX DATA COLLECTOR WITH  
 TRIPOD DATA COLLECTOR SOFTWARE USING A FULL SET OF  
 DIRECTIONAL ANGLES.



SECTION CORNER  
 FD. 1988 COUNTY BRASS CAP  
 FROM WHICH I FD. B.T.'S ESTABLISHED BY COUNTY  
 NOT MEASURED THIS SURVEY:  
 (A D. FIR 34 IN. DIAM. BEARS N 51° E, 35.22 FT.)  
 (A W. FIR 13 IN. DIAM. BEARS S 26° W, 54.55 FT.)  
 (A D. FIR 29 IN. DIAM. BEARS S 40° E, 52.75 FT.)  
 A NEW B.T.:  
 A W. FIR 12 IN. DIAM. BEARS N 49° E, 46.05 FT  
 SCRIBED "S 36 BT"

LEGEND:

- INDICATES MONUMENT FOUND AS INDICATED.
- △ INDICATES CALCULATED POINT.
- ( ) INDICATES RECORD.

BEARINGS ARE BASED UPON GLO PLAT.

PLOTTED BY A HP DESIGNJET 500 ON  
 CONTINENTAL IMAGING # JPC4M2 POLYESTER  
 FILM WITH HP CARTRIDGE # 4844A.

SURVEYED FOR:  
 BOISE CASCADE CORPORATION  
 P.O. BOX 100  
 MEDFORD, OREGON 97501

SURVEYED BY:  
 RAYMOND WYTCHERLEY  
 RAY WYTCHERLEY SURVEYING  
 P.O. BOX 888  
 GLENDALE, OR 97442  
 541-832-3286  
 541-476-3319